

MX-Pro

Infrared Digital Vortex Mixer

The Infrared Digital Vortex Mixer provides an efficient and precise mixing solution for your laboratory!

With advanced design concepts and manufacturing technology, the device features a sleek, streamlined, and aesthetically pleasing appearance. The digital interface provides real-time speed and time display, allowing users to easily set and monitor mixing parameters. Its stable vortex motion ensures uniform sample mixing, making it ideal for molecular biology, chemical analysis, and other scientific research fields.

Specifications	MX-Pro
Speed	100-3000 rpm
Display	LCD
Amplitude	4.5 mm
Operating Modes	IR, Continuous
Time Range	1 s - 99 min 59 s
Motor Type	Brushless DC Motor
Dimensions (L×W×H)	160 × 145 × 145 mm
Weight	3.9 kg
Power Supply	100-240 V, 50/60 Hz
Input Voltage	24 V
Power Consumption	30 W
Ambient Temperature & Humidity	5-40°C, 80% RH
Enclosure Protection	IP21

Applications

- Molecular Biology
- Chemical Analysis
- Pharmaceutical Research
- Biotechnology
- Clinical Laboratories





NEW



Features

- LCD screen displays real-time speed and time for easy adjustment and monitoring.
- Adjustable speed ranges from gentle to vigorous mixing to suit various needs.
- Dual-sided IR sensing for automatic tube detection and mixing, accommodating different user preferences.
- Stable with pressure-mounted accessories to prevent slippage and splashing.
- Brushless DC motor for high stability and maintenance-free operation.
- Sturdy base ensures stability during operation for safety.
- Includes various accessories for different sizes and types of tubes and plates.
- Low noise for a quiet working environment.

Accessories of MX-S+&MX-Pro

VT2.3	Cat. No.18901365	Universal top plate, compatible with VT1.3.1-VT1.3.12 Tube Adapter	
VT2.4	Cat. No.18901366	Ampule/Tube Attachment, 4pc ampule/tube (0.2mL-15mL)	
VT2.5	Cat. No.18901367	Erlenmeyer flask attachment (100mL-250mL), Operating speed: 0~1500rpm	
PS2.1	Cat. No.18901360	Microplate clamp, Suitable for workboards (full skirt PCR plates, cell culture plates, enzyme-linked immunosorbent assay plates, deep well plates, etc. Half skirt/no skirt PCR plates need to be used with rectangular foam, which is already included)	

Accessories of MX-S+&MX-Pro (New)

VT2.1	Cat. No.18901379	Top cup, Suitable for MX-Pro	
VT2.1	Cat. No.18901380	Top cup, Suitable for MX-S+	
VT2.2	Cat. No.18901373	Flat Rubber Sleeve (Standard)	
VT2.6	Cat. No.18901368	Snap-in Universal top plate, compatible with VT2.6.1-VT2.6.5 Tube Adapter	
VT2.6.1	Cat. No.18901378	Tube Adapter, 25 holes × 1mL Test Tube	
VT2.6.2	Cat. No.18901377	Tube Adapter, 21 holes × 2mL Test Tube	
VT2.6.3	Cat. No.18901376	Tube Adapter, 16 holes × 5mL Test Tube	
VT2.6.4	Cat. No.18901375	Tube Adapter, 8 holes × 15mL Test Tube	
VT2.6.5	Cat. No.18901374	Tube Adapter, 4 holes × 50mL Test Tube	
VT 2.7.4	Cat. No.18901870	Horizontal Plastic Clamp, 24 holes × 1.5mL Test Tube (Circular plate)	
VT 2.7.5	Cat. No.18901871	Horizontal Plastic Clamp, 12 holes × 15mL Test Tube (Circular plate)	
VT 2.7.6	Cat. No.18901872	Horizontal Plastic Clamp, 6 holes × 50mL Test Tube (Circular plate)	
PS2.2	Cat. No.18901361	Snap-in Microplate clamp, Suitable for workboards (full skirt PCR plates, cell culture plates, enzyme-linked immunosorbent assay plates, deep well plates, etc. Half skirt/no skirt PCR plates need to be used with rectangular foam, which is already included)	

*Material color may vary slightly during the initial launch phase. Please refer to the actual product.



WolfLabs

Pricing on any accessories shown can be found by keying the part number into the search box on our website.

The specifications listed in this brochure are subject to change by the manufacturer and therefore cannot be guaranteed to be correct. If there are aspects of the specification that must be guaranteed, please provide these to our sales team so that details can be confirmed.

www.wolflabs.co.uk

Tel : 01759 301142

Fax : 01759 301143

sales@wolflabs.co.uk

Please contact us if this literature doesn't answer all your questions.